



National Marine Manufacturers Association

nmma.org

ECONOMIC SIGNIFICANCE OF RECREATIONAL BOATING IN INDIANA

CONGRESSIONAL DISTRICT 3

Number of Recreational Boats*	41,352
Recreational Boating Industry Businesses	72
Total Jobs	3,000
Annual Recreational Boating-Related Spending	\$162.9 MILLION


TOTAL ANNUAL ECONOMIC IMPACT OF RECREATIONAL BOATING:

\$382.4 MILLION

RECREATIONAL BOATS IN IN-3

TOTAL BOATS* ▶ 41,352

REGISTERED BOATS	41,352
Power boats	35,923
PWCs	4,914
Sailboats	467
Other Boats	48
HOUSEHOLDS PER BOAT	6.6

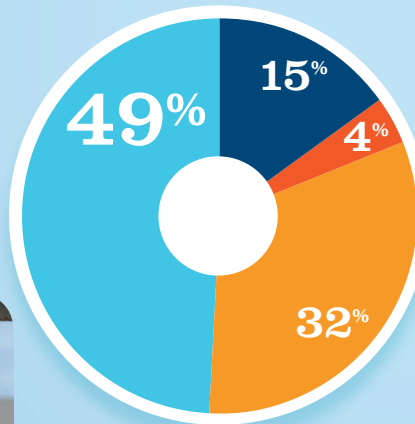


* Total boats are registered boats as reported by states to the USCG.

RECREATIONAL BOATING CREATES JOBS IN IN-3

TOTAL BOATING JOBS ▶ 1,634

Boat Building	798
Motor / Engine Mfgr.	-
Accessory / Supplies Mfgr.	521
Dealers / Wholesalers	73
Boat Services	242



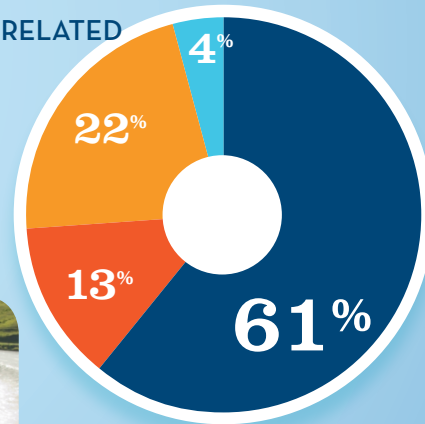
BOAT BUILDING 49%
MOTOR/ENG. MFGR. † 15%
ACC./SUPPLIES MFGR. 4%
DLRS/WHOLESALERS 0%
BOAT SERVICES 32%



RECREATIONAL BOATING-RELATED BUSINESSES IN IN-3

TOTAL BUSINESSES ▶ 72

Boat Building	3
Motor / Engine Mfgr.	-
Accessory / Supplies Mfgr.	16
Dealers / Wholesalers	9
Boat Services	44



BOAT BUILDING 4%
MOTOR/ENG. MFGR. † 0%
ACC./SUPPLIES MFGR. 22%
DLRS/WHOLESALERS 13%
BOAT SERVICES 61%

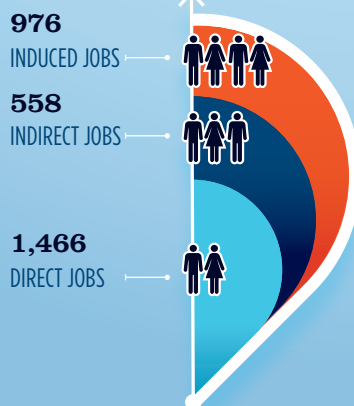


ESTIMATED JOBS IMPACT OF RECREATIONAL BOATING-RELATED SPENDING IN IN-3

EST. TOTAL JOBS ▶ 3,000

EST. TOTAL LABOR INCOME ▶ \$124.0 MILLIONS

Est. Direct Income	\$50.0
Est. Indirect Income	\$31.3
Est. Induced Income	\$42.7



RECREATIONAL BOATING INDUSTRY SALES IN IN-3

Boat Building	\$41.0 MILLION
Motor / Engine Mfgr.	\$0.0 MILLION
Accessory / Supplies Mfgr.	\$46.4 MILLION
TOTAL MFG. SALES	\$87.4
Dealers / Wholesalers	\$32.6 MILLION
Boat Services	\$64.6 MILLION
TOTAL RETAIL & SERVICES SALES	\$97.2

BOAT BUILDING \$41.0 MILLION
MOTOR/ENG. MFGR. \$0.0 MILLION
ACC./SUPPLIES MFGR. \$46.4 MILLION
DLRS/WHOLESALERS \$32.6 MILLION
BOAT SERVICES \$64.6 MILLION